



Measuring Machine »sawCheck«

Precision in the Measurement of Saw Blades

Highlights

- **Efficient**
Simple, quick and safe complete check of precision blades for manufacturers and grinding shops
- **Accurate**
Precision camera swivel with incident light image processing for axial and radial inspection of blades, measuring sensor for runout compensation on the master blade (from D300 mm)
- **User-independent**
Graphical software user interface with self-explanatory function keys for simple creation and processing of measuring procedures
- **Verifiable**
Extensive recording of the measuring results

Software



Modern design and even more features: The software for all-inclusive tool measurement

»pilot 4.0«

- Graphic rich, self-explanatory user interface
- All features are easily accessible
- Large click and touch areas
- Photorealistic input interface
- Dynamic crosshairs
- Self-explanatory function keys
- Automatic cutting edge shape recognition
- Automatic zero point monitoring
- Clear and precise cutting edge display and inspection
- Tool and adapter management
- Tool identification
- Test report output
- Data transfer to the machine tool and interfaces to external systems

and many other functions and options

► more

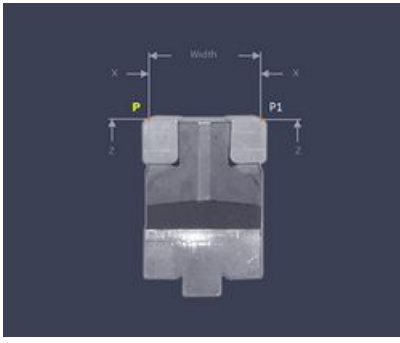
Technical data

»sawCheck«

Travel range Z axis	Travel range X axis
450 mm (17.7 inch)	200 mm (7.9 inch)
Measurable Ø in transmitted light	Measurable Ø in incident light
300-800 mm (11.8-31.5 inch)	+90°=300-800 mm (11.8-31.5 inch); 0° and -90°=200-800 mm (7.9-31.5 inch)
Max. tool width in Z direction	Max. tool weight
30 mm (1.2 inch)	50 kg (100.2 pounds)
Measuring sensor	
Axial runout measurement	

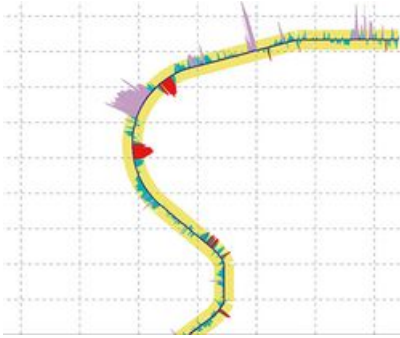
Note: Using adapters and attachment holders can reduce the indicated measuring range in some circumstances.

Measurement programs



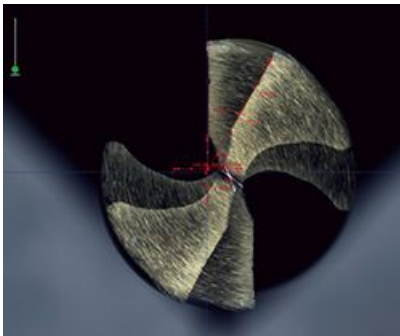
Conical Reamers

Measuring program for the measurement of tapered reamers without support bar .



Vertical and Horizontal Dimension, Angle, Projection

Measuring program for the measurement of reamers for valve seat machining.



Theoretical Tip

Measuring program for the determination of the theoretical tip at tapered cutting tools over several measuring points.

Precision Tooth for Tooth

There are ever-increasing requirements in manufacturing in regards to accuracy and efficiency, especially when it comes to the regrinding of precision saws. With the ZOLLER »sawCheck«, you possess a user-independent, fully automatic and touchless solution for measuring sawblades, tooth by tooth.

»sawCheck« is efficient and precise, and includes the ability to record measurement results seamlessly. When inspecting teeth, parameters such as tooth shape, division, concentricity, radial runout of the cutting edge and more can be inspected touchless and quickly in transmitted light. Meanwhile, rake angle, clearance angle, tooth thickness, center offset and wear and tear, which can be measured in incident light, both radially and axially. As an option, the axial runout of the master blade can be determined with a measuring sensor. This information is then taken into account when measuring other parameters. ZOLLER provides the solution for a safe and complete check of precision saws — for both manufacturers and for grinding shops.

